PAGE	182

BY	CHK	REVISION RECORD MODIFICATIONS	DATE	REV.
ALLEN		RELEASE TO PRODUCTION	2007,9,7	1.0

SPECIFICATION
Current Rate: 0.5 AMP
Insulation Resistance: 50mΩMin
Contact Resistance: 20mΩMax
Dielectric voltage: 250V AC for one minute
Operation Temperature: -20℃to +85℃

MATERIAL
Insulator: Polyester,UL94v-0
◎Sandard: Nylon 46
Contact Pin: Phosphor Bronze
Finish: Tin Plated

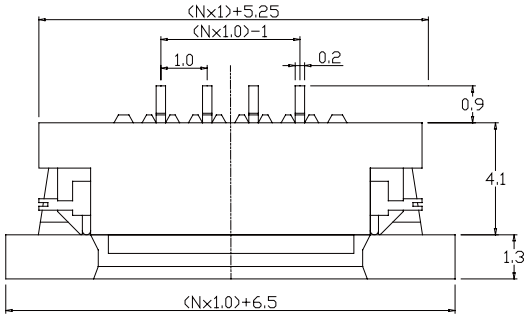

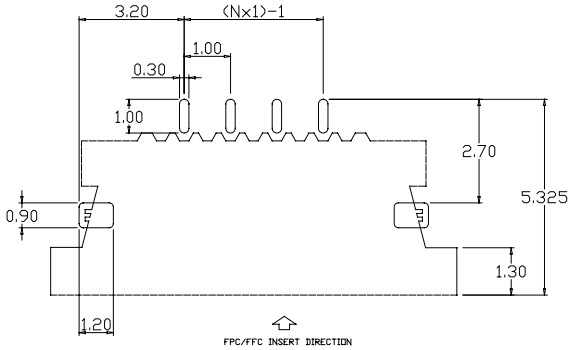

Recommended PCB Layout
(PCB TOLERANCE±0.05)

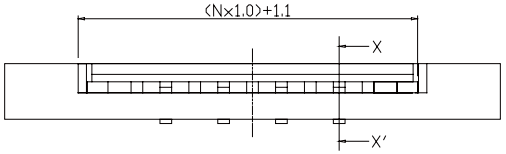

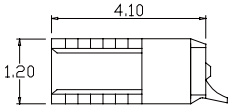

UPPER CONTACT TYPE

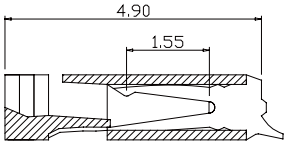

SECT.X-X′

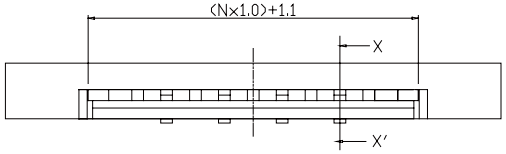

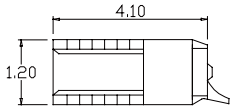

UPPER CONTACT TYPE

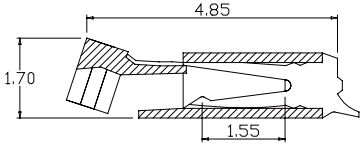

SECT.X-X′

F P C 3 A M R 1 - X X T N X X - U

- XX: No of contacts (04-24)
- T: T:Tin Plated
- N: N:Ivory Insulator
- X: U:Upper Contact; B:Bottom Contact
- X: T:Tube; R:Taping & Reel
- U: U:RoHS + Nylon 46

APPRO	CHECK	DRAWN	PART NO.	FPC3AMRT1-XXTNXX-U			DESCRIPTION
			ITEM NO.				
			DRAW NO.				
			UNIT	mm	SCALE	no	
			TOLER		NO.		

Tel: 0769 22020068 Fax: 0769 22020069 E-mail: sales@vigortec.com